



CARMEN 37,30 M

AEGEAN YACHT

since 1976



BUILDING • BROKERAGE • REFIT



AEGEAN YACHT

since 1976



BUILDING • BROKERAGE • REFIT



AEGEAN YACHT

since 1976



BUILDING • BROKERAGE • REFIT



AEGEAN YACHT

since 1976



BUILDING • BROKERAGE • REFIT



AEGEAN YACHT

since 1976



BUILDING • BROKERAGE • REFIT



AEGEAN YACHT

since 1976



BUILDING • BROKERAGE • REFIT



AEGEAN YACHT

since 1976


BUILDING • BROKERAGE • REFIT



AEGEAN YACHT

since 1976



BUILDING • BROKERAGE • REFIT



AEGEAN YACHT

since 1976



BUILDING • BROKERAGE • REFIT



AEGEAN YACHT

since 1976



BUILDING • BROKERAGE • REFIT



AEGEAN YACHT

since 1976



BUILDING • BROKERAGE • REFIT



1976

AEGEAN YACHT

YACHT BUILDING • YACHT BROKERAGE • YACHT CHARTER





AEGEAN YACHT

since 1976



BUILDING • BROKERAGE • REFIT



AEGEAN YACHT

since 1976



BUILDING • BROKERAGE • REFIT



AEGEAN YACHT

since 1976



BUILDING • BROKERAGE • REFIT



AEGEAN YACHT

since 1976



BUILDING • BROKERAGE • REFIT



AEGEAN YACHT

since 1976



BUILDING • BROKERAGE • REFIT



AEGEAN YACHT

since 1976



BUILDING • BROKERAGE • REFIT



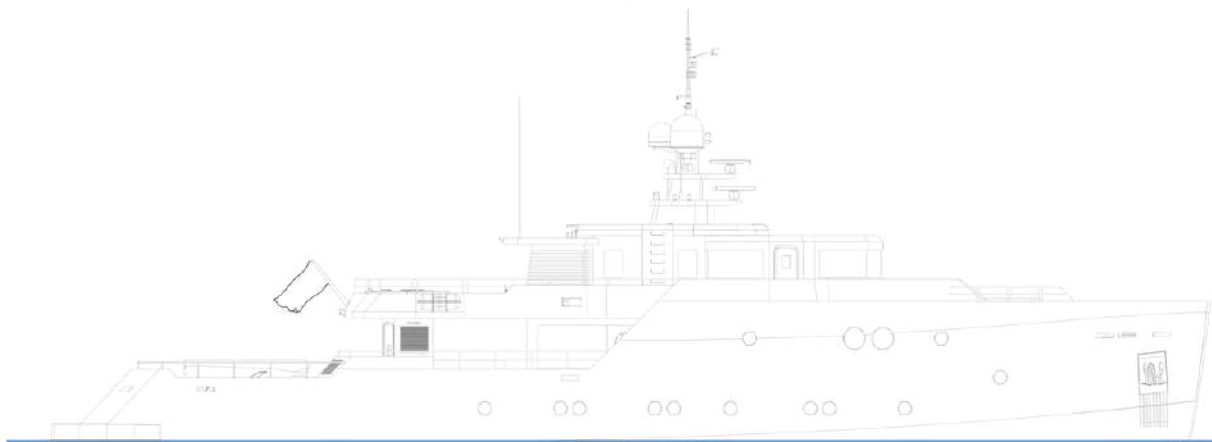
AEGEAN YACHT

since 1976

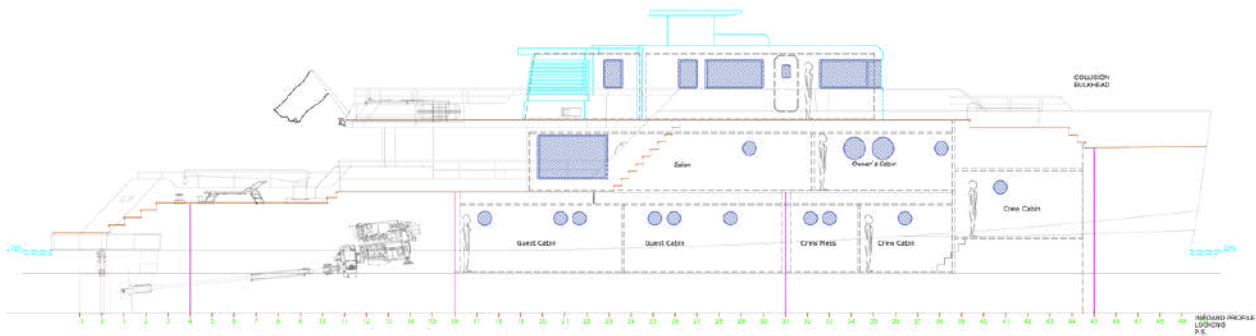


BUILDING • BROKERAGE • REFIT

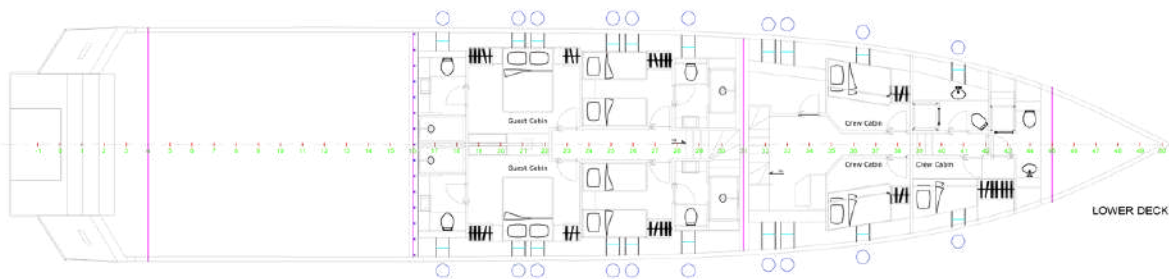
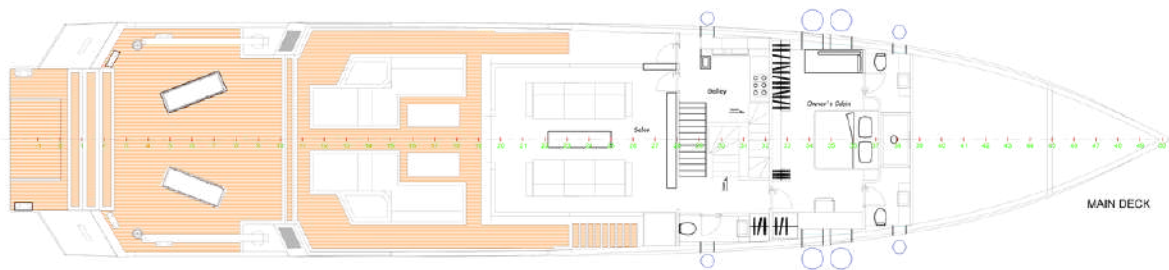
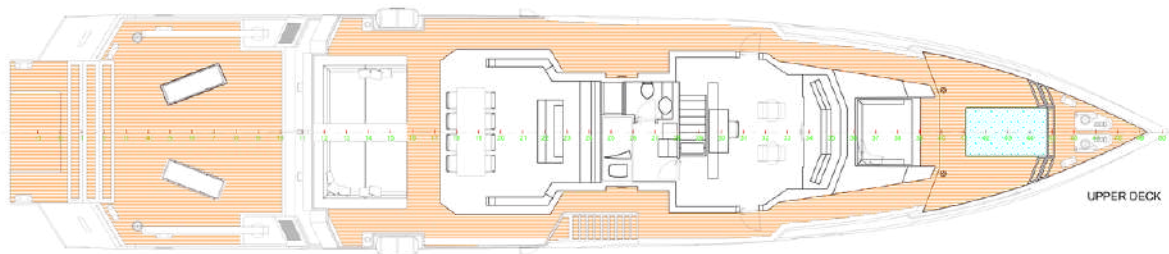




LONGITUDINAL VIEW



INDICATED PROFILE LINES



TECHNICAL SPECIFICATIONS

LOA	37,30 m / 122,30 ft
BEAM	07,43 m / 24,37 ft
DRAFT (half load)	02,25 m / 7,38 ft
TONNAGE	272 GT
HULL TYPE	SEMI DISPLACEMENT
CONSTRUCTION	STEEL HULL ALUMINIUM SUPERSTRUCTURE
OWNER & GUESTS	10 1 FULL BEAM MASTER SUITE, TWO DOUBLE, 2 TWIN GUEST SUITES
CREW	7

MAIN ENGINES	MAN 2 x D2862 LE469 1325 hp @2100 rpm
SPEED MAX	16 KTS (Half Load)
RANGE	3000 NM @13 KTS
FUEL CAPACITY	48.141 lt
FRESH WATER CAPACITY	12.112 lt
GENERATORS	2 x KOHLER 55 KW + 1 x 35 KW
BOW THRUSTER	CMC MARINE DUALIS BTM 60EA 52 KW (electrical)
STERN THRUSTER	CMC MARINE DUALIS BTM 40H 37KW (Hydraulic)
STABILIZERS	CMC MARINE ZERO SPEED SE120-9-4-250

